



PEXP254T-7.5-6

EXPLOSION PROOF ELECTRIC MOTOR

NEMA PREMIUM EFFICIENCY

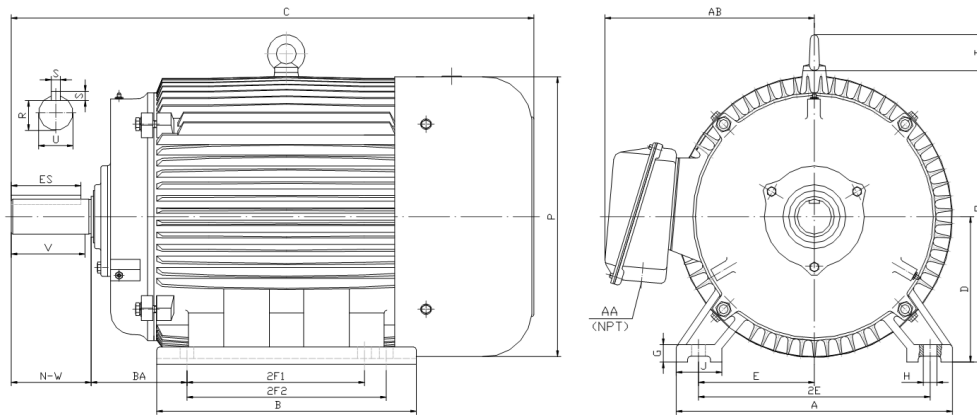
TOTALLY ENCLOSED FAN COOLED; EXPLOSION PROOF ENCLOSURE

CLASS I DIVISION I GROUP C & D; CLASS II DIVISION I GROUP F & G

T3C, with Ambient Temperature Rating: -20° C to 40° C @ 1.15 SF, or 1.0 SF for Inverter Duty

CLASS I DIVISION I GROUP C & D

T2B, with Ambient Temperature Rating: -20° C to 55° C @ 1.15 SF, or 1.0 SF for Inverter Duty



DIMENSIONS

HP	RPM	Frame	MOUNTING														
			A	B	C	D	G	H	J	E	2E	2F1	2F2	O	P	T	BA
7.5	1200	254T	12.36	12.36	24.95	6.25	0.87	0.53	2.75	5	10	8.25	10	13.37	14.47	2.5	4.25

Shaft Extension, Key Set						Conduit Box		Bearings		Mount
U	V	R	S	ES	N-W	AA	AB	DE	ODE	
1.625	3.75	1.416	0.375	2.91	4	1.25	13.38	6309	6309	F1

BEARING LUBRICATION: The bearings come lubricated with Mobil Polyrex EM Polyurea Grease. It is recommended that you add some additional lubrication when the motor is installed.

Three options (brands) for suitable lubrication include, but are not limited to, the following:

- 1.) Mobil Polyrex EM
- 2.) Citco Polyurea MP
- 3.) Conoco Phillips Polytac EP





PEXP254T-7.5-6

EXPLOSION PROOF ELECTRIC MOTOR

NEMA PREMIUM EFFICIENCY

TOTALLY ENCLOSED FAN COOLED; EXPLOSION PROOF ENCLOSURE

CLASS I DIVISION I GROUP C & D; CLASS II DIVISION I GROUP F & G

T3C, with Ambient Temperature Rating: -20° C to 40° C @ 1.15 SF, or 1.0 SF for Inverter Duty

CLASS I DIVISION I GROUP C & D




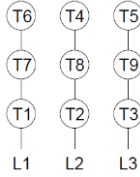
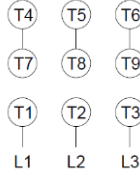
T2B, with Ambient Temperature Rating: -20° C to 55° C @ 1.15 SF, or 1.0 SF for Inverter Duty

PERFORMANCE DATA

HP	RPM	Frame	Voltage	Frequency (Hz)	Full Load S.F.	Insulation Class	NEMA Design	Slip (%)	NEMA Code	Enclosure Type	IP Rating	Max. Ambient	Oper Temp Code	Max. KVAR
7.5	1186	254T	208-230/460	60	1.15	F	B	1.2	H	TEXP	55	40 °C	T3C	3.0

Amps (460V)		Max. Amps (208V)	Efficiency (%)			Power Factor			Torque (ft-lb)			DE Bearing	ODE Bearing	Connection	Weight (lbs.)
FLA	LRA	60Hz	100%	75%	50%	100%	75%	50%	FLT	LRT %	BDT %				
12.5	63.5	27.64	91.0	91.0	89.0	0.78	0.73	0.62	33.2	150	205	6309	6309	9 Lead 2Δ/Δ	386

NAME PLATE

		AC INDUCTION MOTOR PREMIUM EFFICIENCY EXPLOSION-PROOF						CONNECTION DIAGRAMS																
CAT. NO.		PEXP254T-7.5-6		FRAME		254T		RATING CONT		PHASE		3												
DE BRG.			6309			ODE BRG.			6309			LUB.			Mobil Polyrex EM									
MAX. AMB.		40 °C		INS. CLASS		F		CONN.		9 Lead 2Δ/Δ		SER.												
USABLE ON 208V 60HZ AT				27.6 MAX AMPS				ENCL		TEXP		WEIGHT 386												
60 HERTZ DATA	HP		7.5		RPM		1186		HP		7.5		RPM		988									
	VOLTS				208-230/460				VOLTS				190/380											
	F.L. AMPS				27.6 - 25 / 12.5				F.L. AMPS				30.3/15.2											
	S.F. AMPS				14.38				S.F. AMPS				30.3/15.2											
	S.F.		1.15		DESIGN		B		CODE		H		S.F.		1.0		DESIGN		B		CODE		J	
	NEMA NOM.EFF		91.0		NOM. P.F.		0.78		NEMA NOM.EFF		88.0		NOM. P.F.		0.78									
NEMA MIN.EFF		89.5		MAX. KVAR		3.0		NEMA MIN.EFF		85.6														
General purpose use on industrial machinery installed in damp, dusty or dirty environments. These motors are designed for use in hazardous locations defined by class and group.												CC041B												
Hernando, MS 38632												CONNECTION DIAGRAMS												
												208-230V 												
												460V 												



PEXP254T-7.5-6

EXPLOSION PROOF ELECTRIC MOTOR

NEMA PREMIUM EFFICIENCY

TOTALLY ENCLOSED FAN COOLED; EXPLOSION PROOF ENCLOSURE


CLASS I DIVISION I GROUP C & D; CLASS II DIVISION I GROUP F & G

T3C, with Ambient Temperature Rating: -20° C to 40° C @ 1.15 SF, or 1.0 SF for Inverter Duty

CLASS I DIVISION I GROUP C & D

T2B, with Ambient Temperature Rating: -20° C to 55° C @ 1.15 SF, or 1.0 SF for Inverter Duty

UL NAME PLATE

 LISTED E310089	ELECTRIC MOTOR FOR HAZARDOUS LOCATIONS			NO. XXXXXX
	Classes and Groups	Temp. code	Max. Amb.	Frame
	CLASS I DIVISION 1 GROUP C D,	T3C	40°C, 55°C	140/180/210
	CLASS II DIVISION 1 GROUP F G,	T3C	40°C	250~449
	CLASS I DIVISION 1 GROUP C D.	T2B	55°C	250~449
Inverter Rated				
PWM - Constant Torque - 12 to 60 Hertz, Variable Torque - 6 to 60 Hertz when the input to the PWM is 480V/60Hz;				
PWM - Constant Torque - 10 to 50 Hertz, Variable Torque - 5 to 50 Hertz, when the input to the PWM is 380V/50Hz.				
NEMA MG1-Part 31				8AP.866.1102

APPLICATIONS:

General purpose use on pumps, fans, blowers, compressors, conveyors, material handling and other industrial machinery installed in damp, dusty or dirty environments. These motors are designed to be used in hazardous locations as defined by class and group.